

# Arrowsmith Reservoir Weekly Report - July 16 to July 22, 2023 - page 1

## REPORT SUMMARY

Arrowsmith Dam Reservoir Lake Level:	823.8m
Arrowsmith Dam Reservoir Volume:	6,900,000m <sup>3</sup>
Average Dam Release Rate:	0.8m <sup>3</sup> /s
Average Englishman River Baseflow:	0.2m <sup>3</sup> /s
Average at Hydrometric Gauge:	1.0m <sup>3</sup> /s
Average ERWS Intake Withdrawl Rate:	0.10m <sup>3</sup> /s
Remaining Snow Pillow:	0mm
Weekly Rainfall:	0mm
Average River Temperature:	19.9 °C

Comments: Supplementing baseflow as required to reach >1.0 m<sup>3</sup>/s at hydrometric gauge. There is a 12 hour delay in adjustments as it takes roughly 12 hours for the water to reach the gauge. Rain expected this upcoming week. 101 days until October 31, 2023.

## Hydrometric Gauge

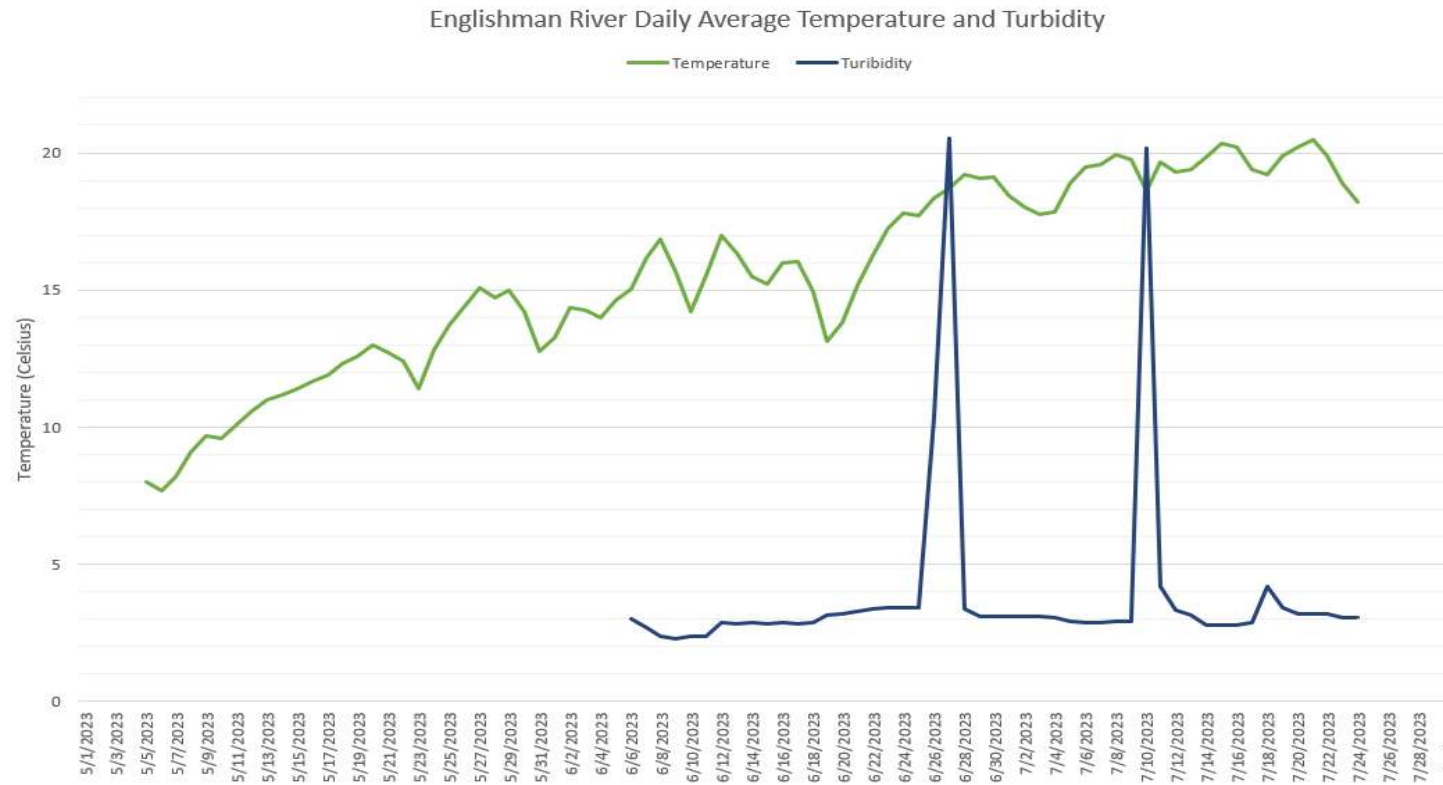


## 2023 Englishman River & Arrowsmith Dam Flows & Levels

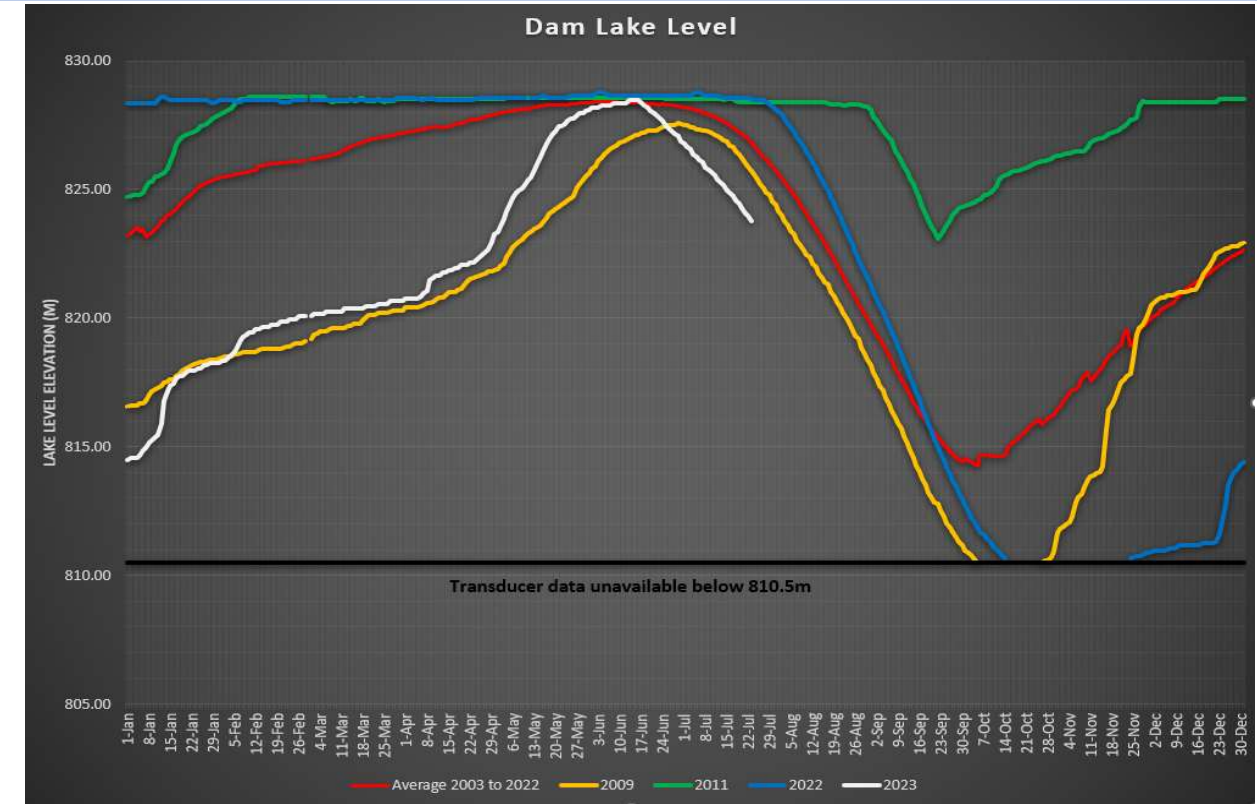


# Arrowsmith Reservoir Weekly Report - July 16 to July 22, 2023 - page 2

## River Temperature

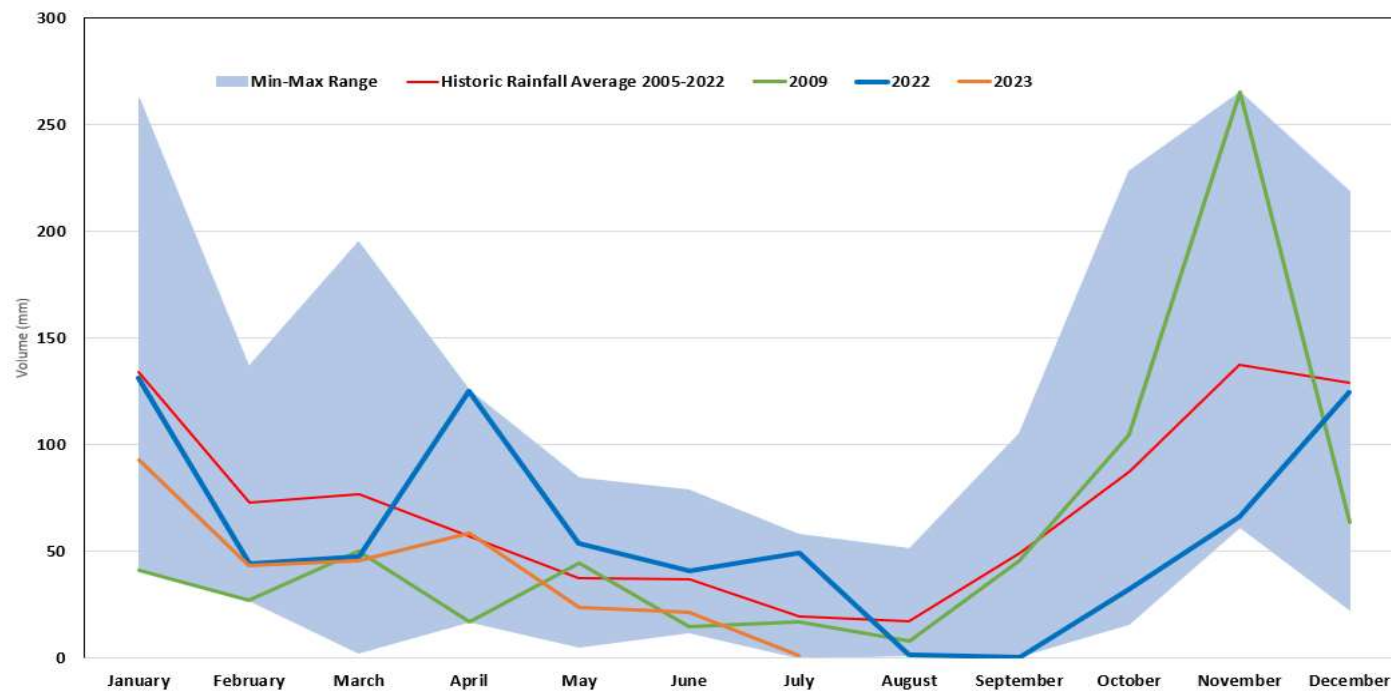


## Dam Lake Level



## Rainfall

Historical Average Rainfall at the Public Works Yard



## Weekly Forecast

Mon 24 Jul	Tue 25 Jul	Wed 26 Jul	Thu 27 Jul	Fri 28 Jul	Sat 29 Jul	Sun 30 Jul
 20°C Periods of rain	 21°C 60% Chance of showers	 21°C Sunny	 21°C A mix of sun and cloud	 25°C Sunny	 25°C A mix of sun and cloud	 25°C A mix of sun and cloud
 14°C 60% Chance of showers	 13°C 40% Chance of showers	 14°C Cloudy periods	 15°C Clear	 15°C Cloudy periods	 15°C Cloudy periods	