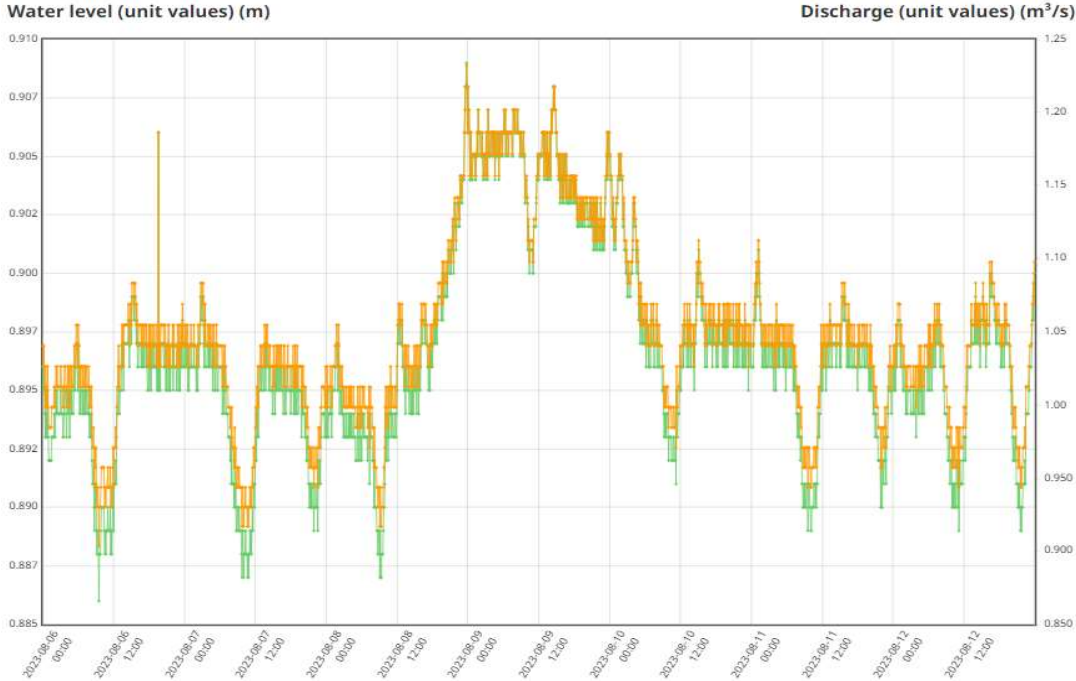


Arrowsmith Reservoir Weekly Report - August 6, 2023 to August 12, 2023 - page 1

REPORT SUMMARY

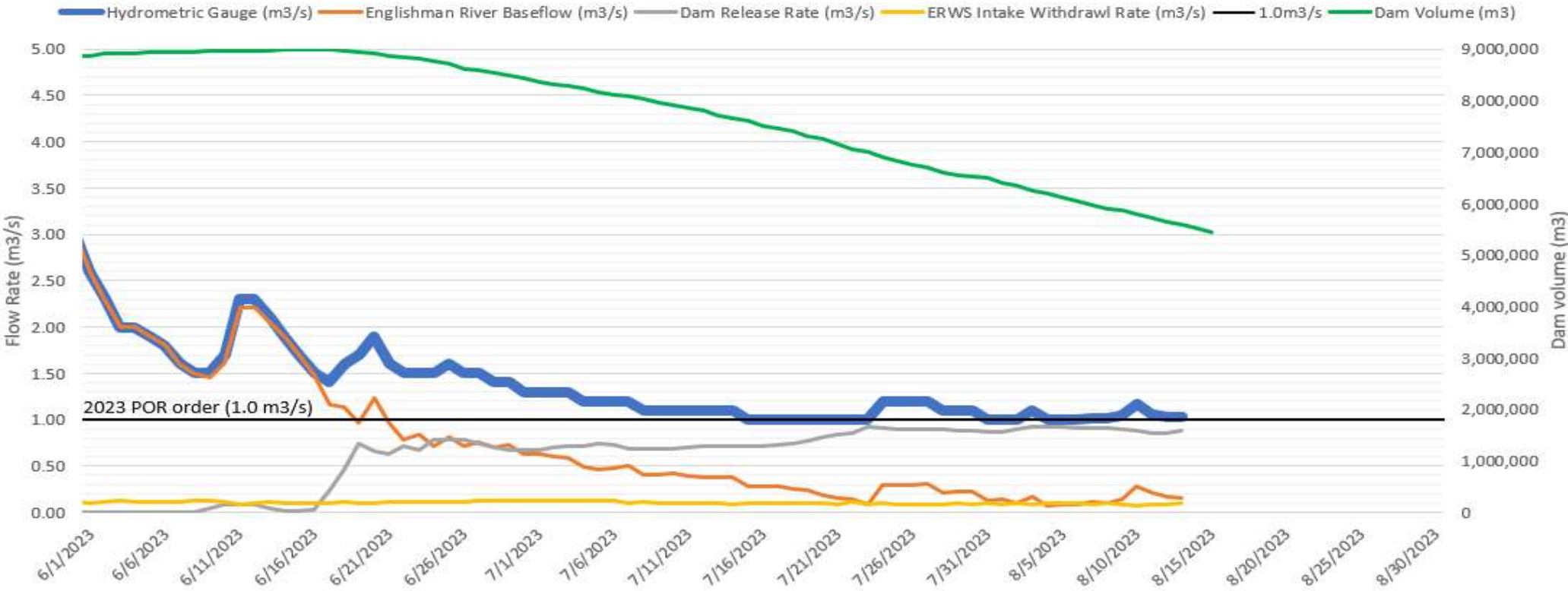
Arrowsmith Dam Reservoir Lake Level:	819.9m
Arrowsmith Dam Reservoir Volume:	5,365,000m ³
Average Dam Release Rate:	0.9m ³ /s
Average Englishman River Baseflow:	0.2m ³ /s
Average at Hydrometric Gauge:	1.1m ³ /s
Average ERWS Intake Withdrawl Rate:	0.08m ³ /s
Remaining Snow Pillow:	0mm
Weekly Rainfall:	9mm
Average Weekly River Temperature:	18.7 °C
Comments: Supplementing baseflow as required to reach >1.0 m ³ /s at hydrometric gauge. There is a 12 hour delay in adjustments as it takes roughly 12 hours for the water to reach the gauge. Rain not expected this upcoming week. 79 days until October 31, 2023.	

Hydrometric Gauge



POR Graph

2023 Englishman River & Arrowsmith Dam Flows & Levels



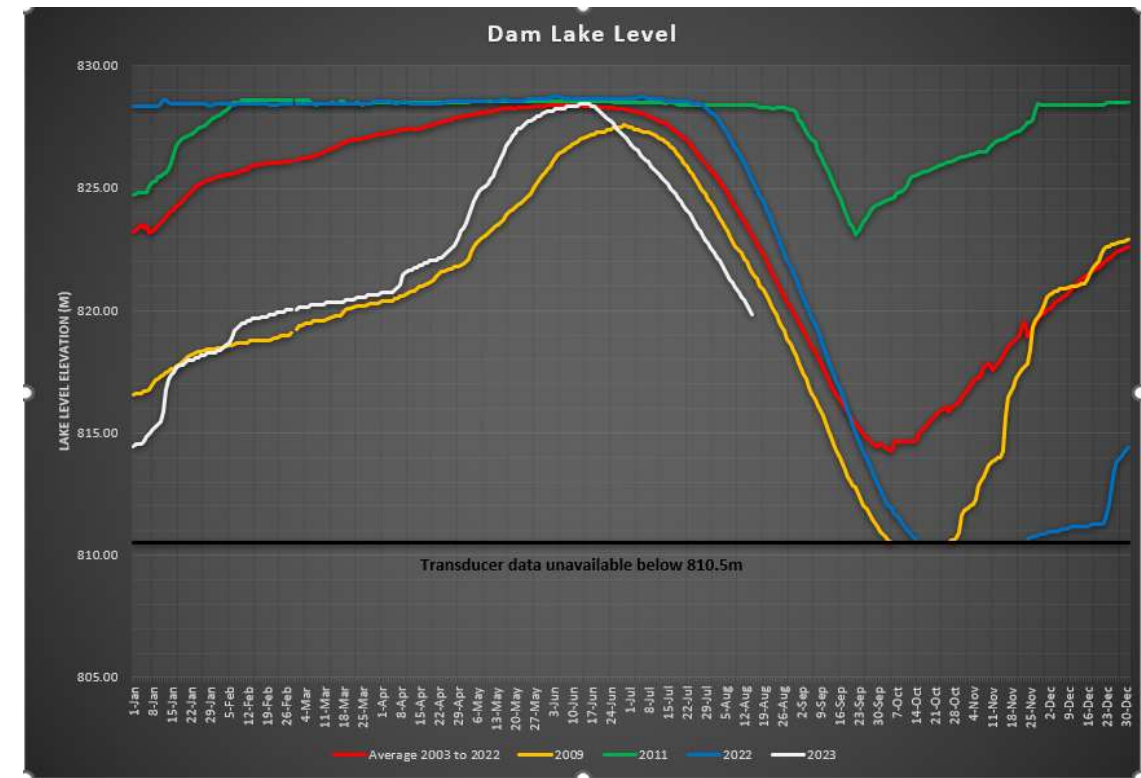
Arrowsmith Reservoir Weekly Report - August 6, 2023 to August 12, 2023 - page 2

River Temperature & Turbidity

Englishman River Daily Average Temperature and Turbidity

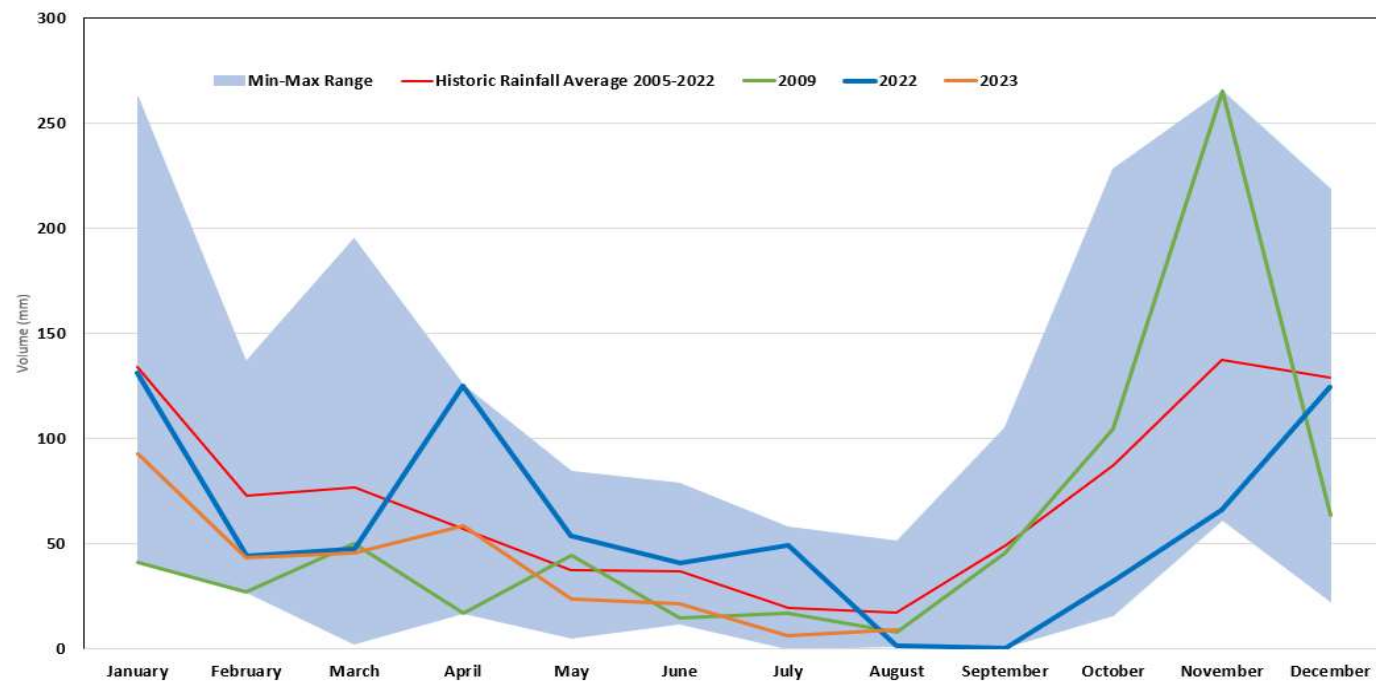


Dam Lake Level



Rainfall

Historical Average Rainfall at the Public Works Yard



Weekly Forecast

Tue 15 Aug	Wed 16 Aug	Thu 17 Aug	Fri 18 Aug	Sat 19 Aug	Sun 20 Aug	Mon 21 Aug
31°C Sunny	29°C Sunny	24°C Sunny	23°C Sunny	25°C Sunny	25°C Sunny	24°C Sunny
16°C Clear	17°C Clear	14°C Clear	13°C Clear	13°C Clear	13°C Clear	



Government of Canada

Gouvernement du Canada