

Arrowsmith Reservoir Weekly Report - June 10 to June 16, 2024 - page 1

REPORT SUMMARY

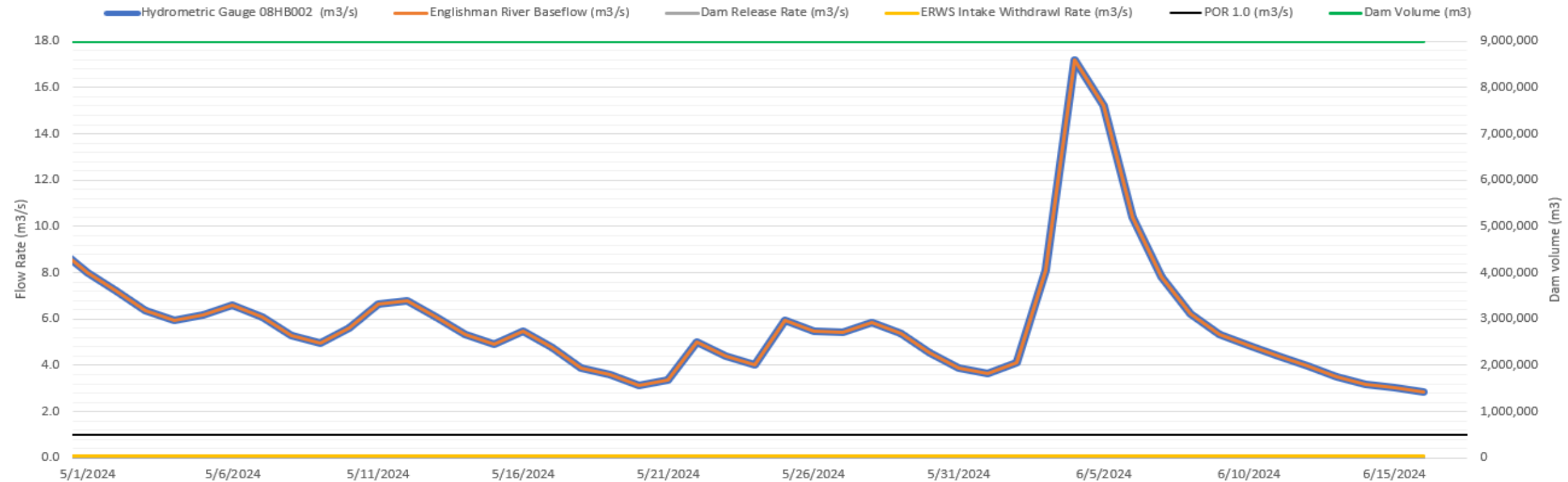
Arrowsmith Dam Reservoir Lake Level:	828.5
Arrowsmith Dam Reservoir Volume (est.):	9,000,000 m ³
Average Dam Release Rate:	0.0 m ³ /s
Average Englishman River Baseflow (June 10 - June 16):	3.7 m ³ /s
Average at Hydrometric Gauge (June 10 - June 16):	3.7 m ³ /s
Average ERWS Intake Withdrawl Rate (June 10 - June 16):	0.09 m ³ /s
Snow Depth Telemetry 3B26P (June 16):	0 cm
Total Rainfall at Public Works Yard (June 10 - June 16):	4.2 mm
Average Weekly River Temperature (June 10 - June 16):	13.3C
Comments: Dam spilling over the spillway.	

Hydrometric Gauge (08HB002)



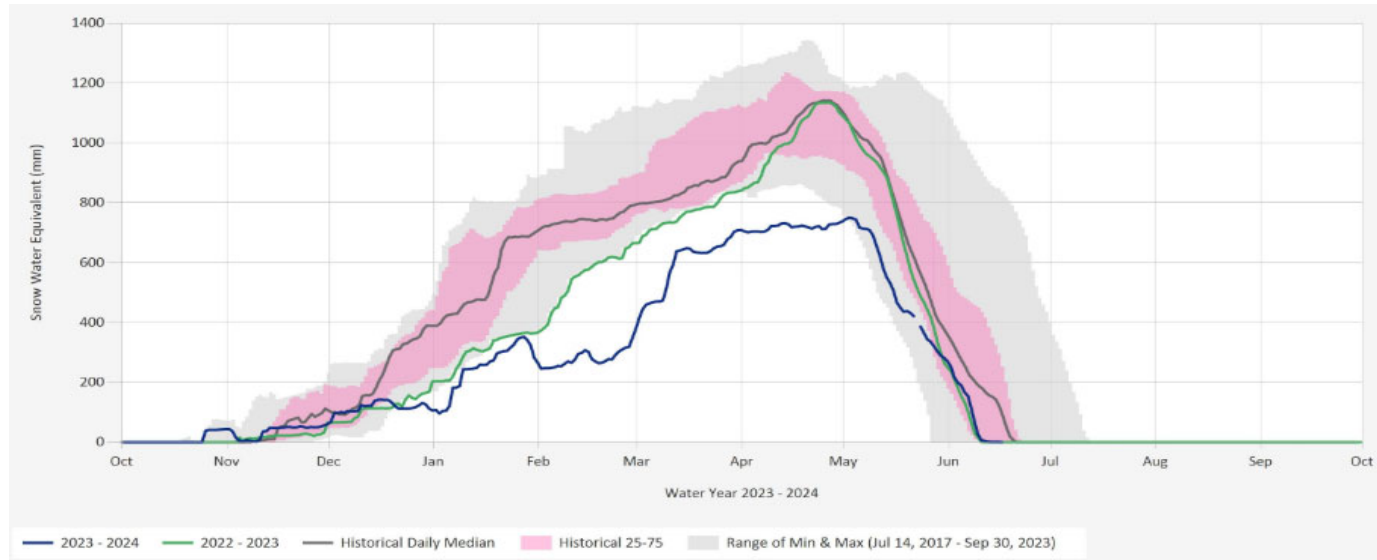
POR Graph

2024 Englishman River & Arrowsmith Dam Flows & Levels

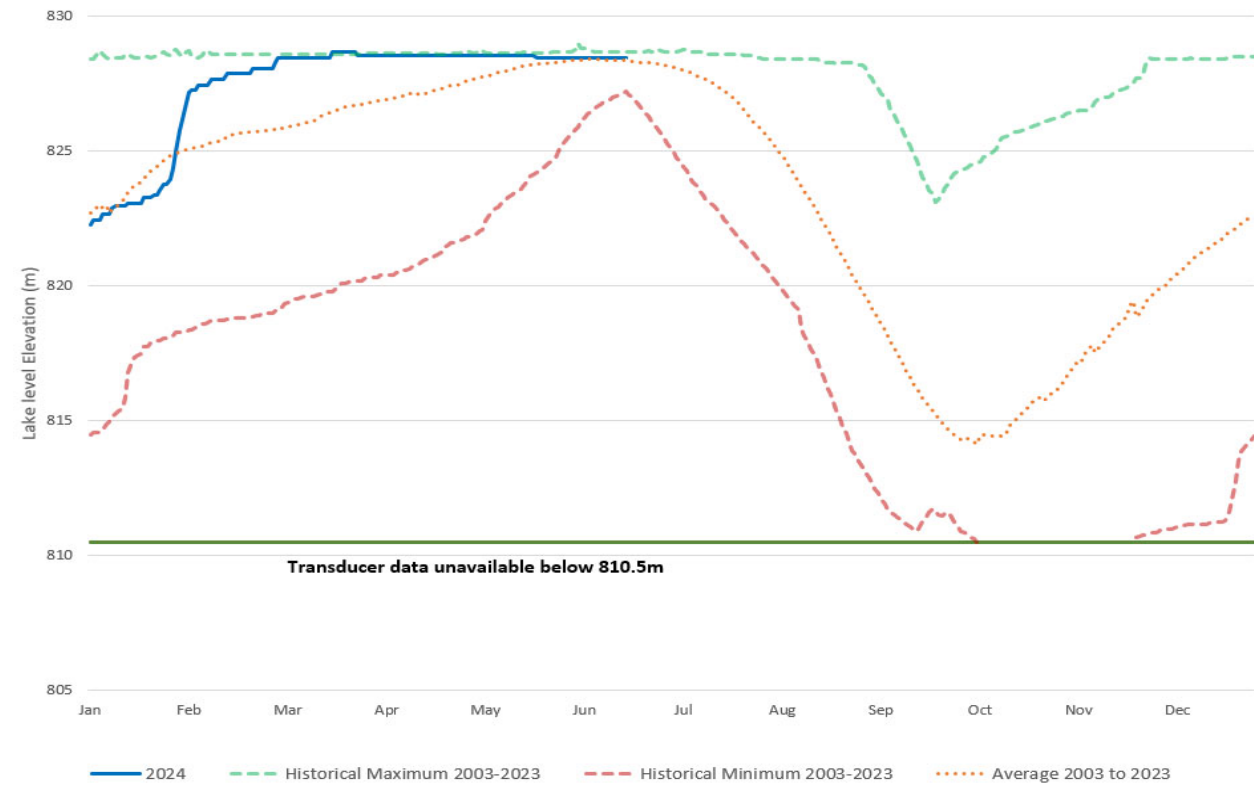


Arrowsmith Reservoir Weekly Report - June 10 to June 16, 2024 - page 2

Snow Weather Station Graph (Station 3B26P)

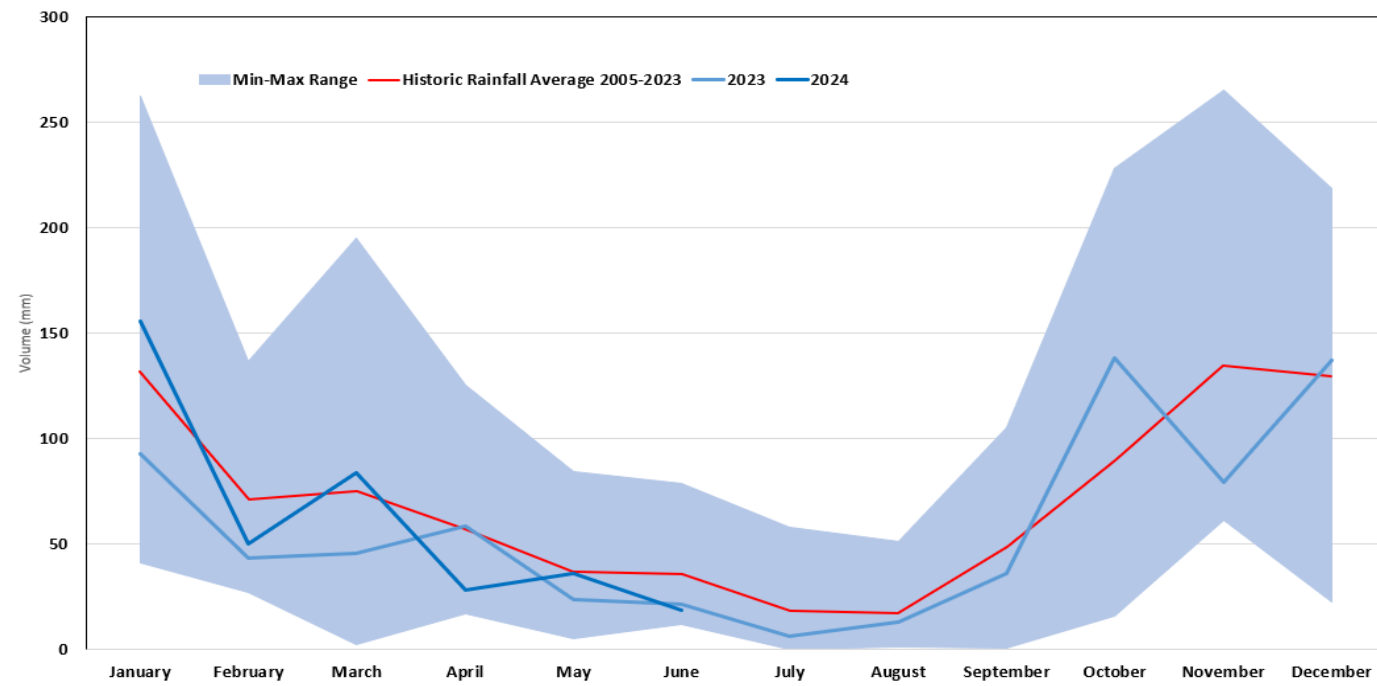


Arrowsmith Dam Lake Level



Rainfall

Historical Average Rainfall at the Public Works Yard



Weekly Forecast

Mon 17 Jun	Tue 18 Jun	Wed 19 Jun	Thu 20 Jun	Fri 21 Jun	Sat 22 Jun	Sun 23 Jun
19°C Mainly sunny	19°C Clearing	25°C Sunny	28°C Sunny	29°C Sunny	26°C A mix of sun and cloud	21°C A mix of sun and cloud
10°C Partly cloudy	10°C Clear	12°C Clear	13°C Clear	12°C Cloudy periods	13°C Cloudy periods	