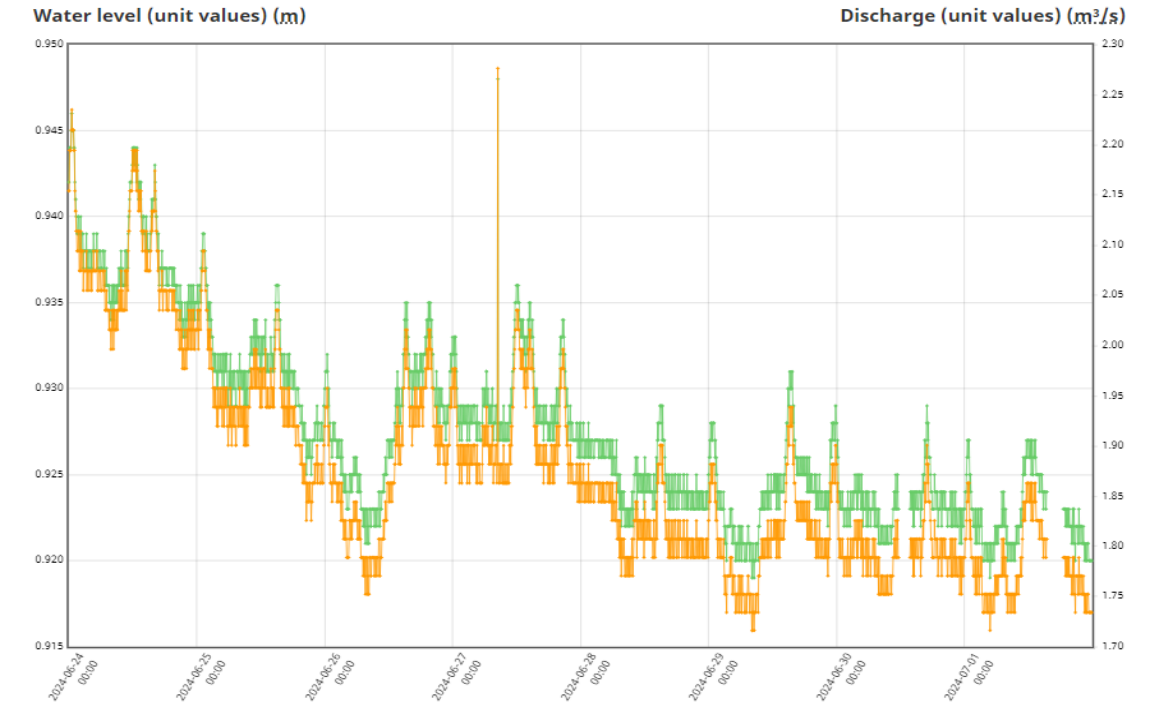


# Arrowsmith Reservoir Weekly Report - June 24 to July 1, 2024 - page 1

## REPORT SUMMARY

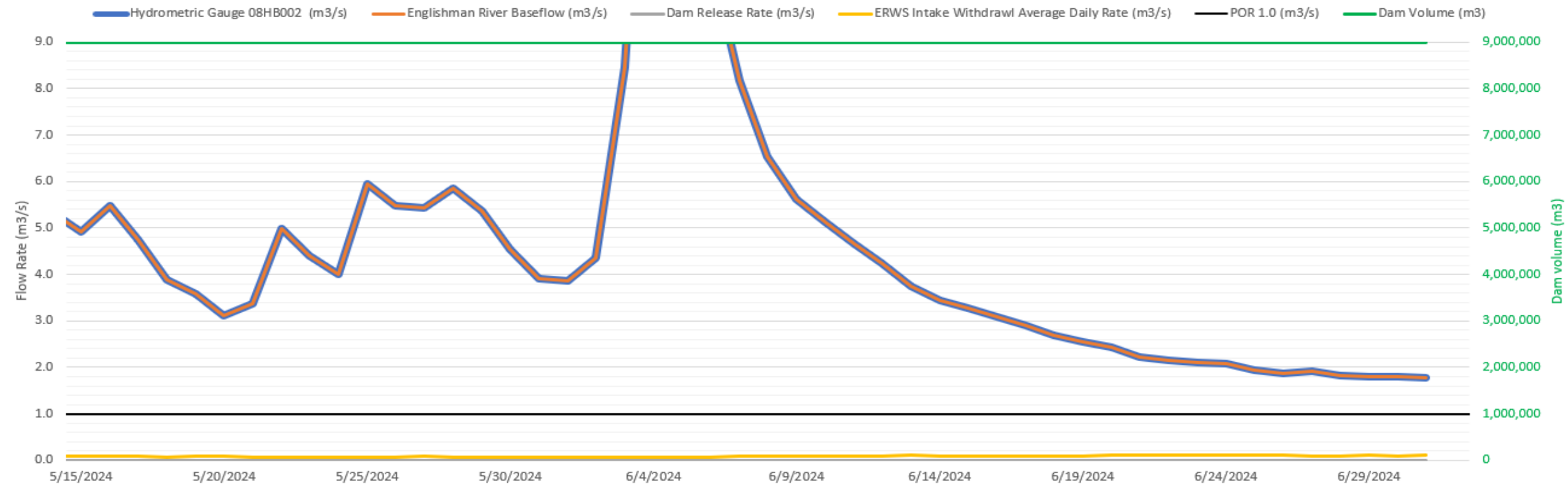
|   |   |
|---|---|
| Arrowsmith Dam Reservoir Lake Level:                              | 828.5   |
| Arrowsmith Dam Reservoir Volume (est.):                           | 9,000,000 m <sup>3</sup>  |
| Average Dam Release Rate:   | 0.0 m <sup>3</sup> /s   |
| Average Englishman River Baseflow (June 24 - July 1):             | 1.9 m <sup>3</sup> /s   |
| Average Hydrometric Gauge 08HB002 Flow (June 24 - July 1):        | 1.9 m <sup>3</sup> /s   |
| Average ERWS Intake Withdrawal Flow (June 24 - July 1):           | 0.11 m <sup>3</sup> /s  |
| Snow Depth Telemetry 3B26P (July 1):                              | 0 cm  |
| Total Rainfall at Public Works Yard (June 24 - July 1):           | 7.2 mm  |
| Average Weekly River Temperature near Railway (June 24 - July 1): | 15.3°C  |
| Comments:   | <ul style="list-style-type: none"> <li>Dam spilling over the spillway.</li> <li>Turbidity data off from June 26-July 1</li> </ul> |

## Hydrometric Gauge (08HB002)



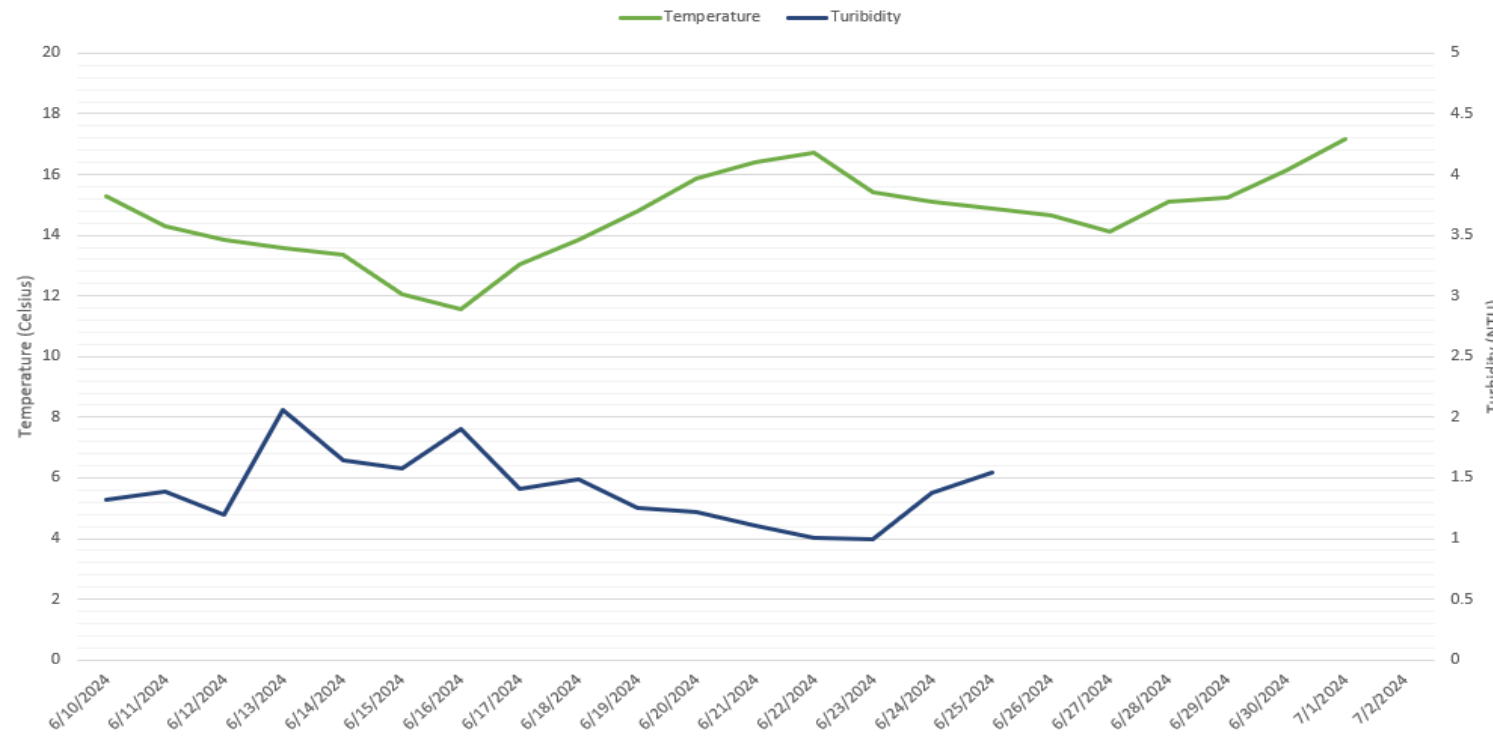
## POR Graph

2024 Englishman River & Arrowsmith Dam Flows & Levels

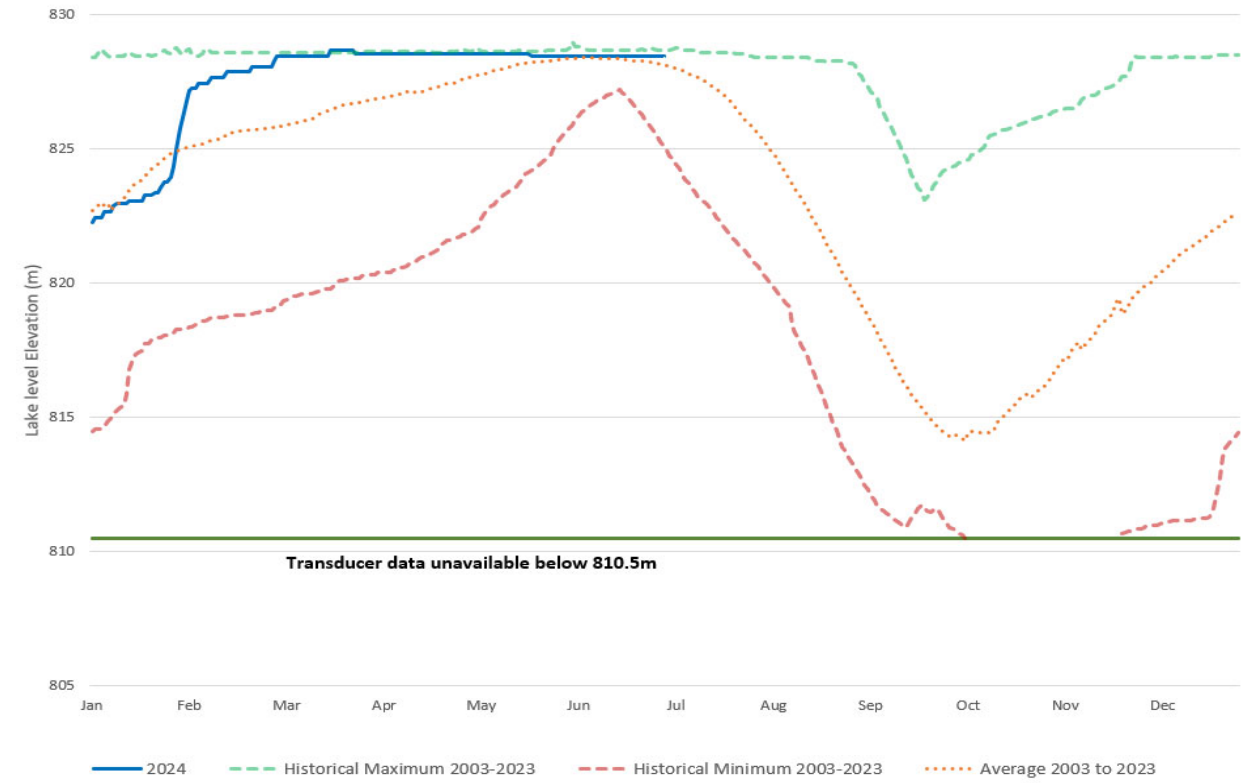


# Arrowsmith Reservoir Weekly Report - June 24 to July 1, 2024 - page 2

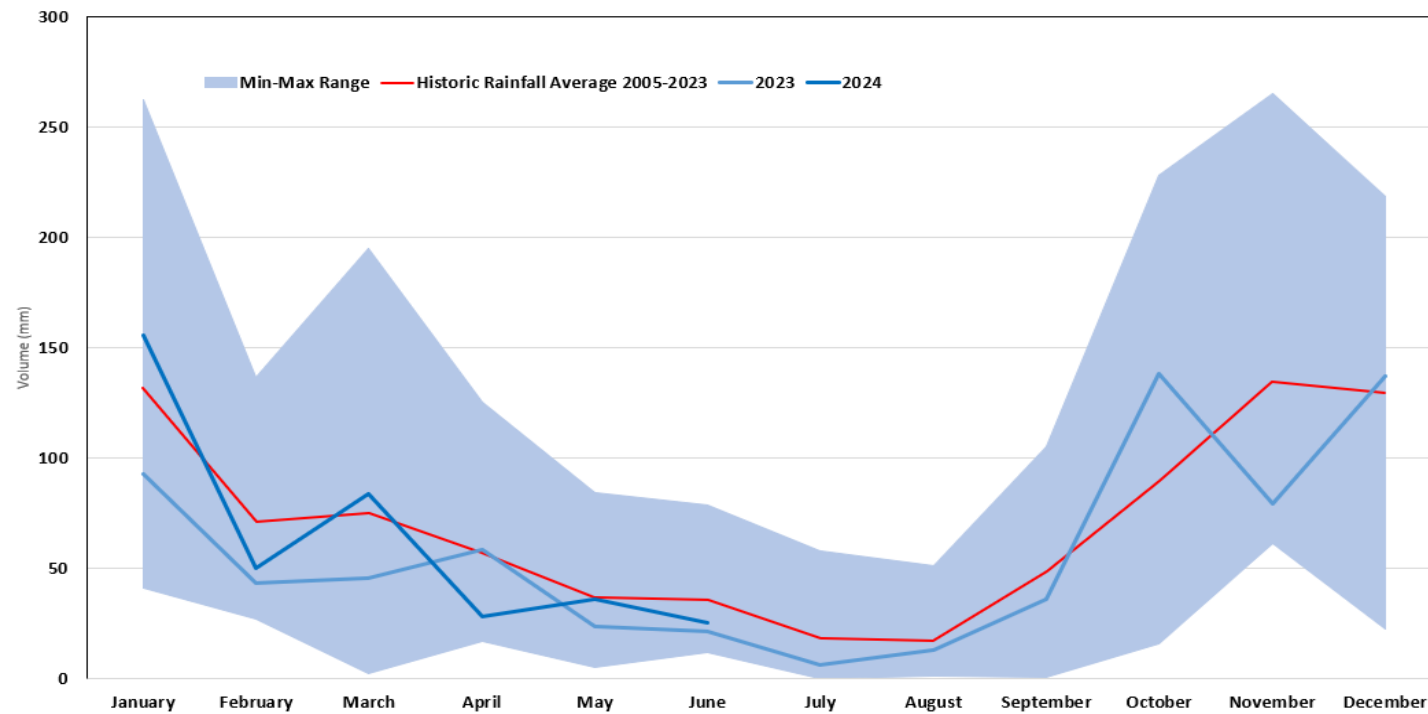
## Englishman River Daily Average Temperature and Turbidity



## Arrowsmith Dam Lake Level



## Rainfall - Public Wroks Yard



## Weekly Forecast (Nanaimo)

| Tue<br>2 Jul         | Wed<br>3 Jul  | Thu<br>4 Jul  | Fri<br>5 Jul  | Sat<br>6 Jul  | Sun<br>7 Jul  | Mon<br>8 Jul  |
|----------------------|---------------|---------------|---------------|---------------|---------------|---------------|
| 22°C<br>Mainly sunny | 24°C<br>Sunny | 26°C<br>Sunny | 28°C<br>Sunny | 30°C<br>Sunny | 30°C<br>Sunny | 26°C<br>Sunny |
| 12°C<br>Clear        | 14°C<br>Clear | 14°C<br>Clear | 16°C<br>Clear | 17°C<br>Clear | 16°C<br>Clear |               |