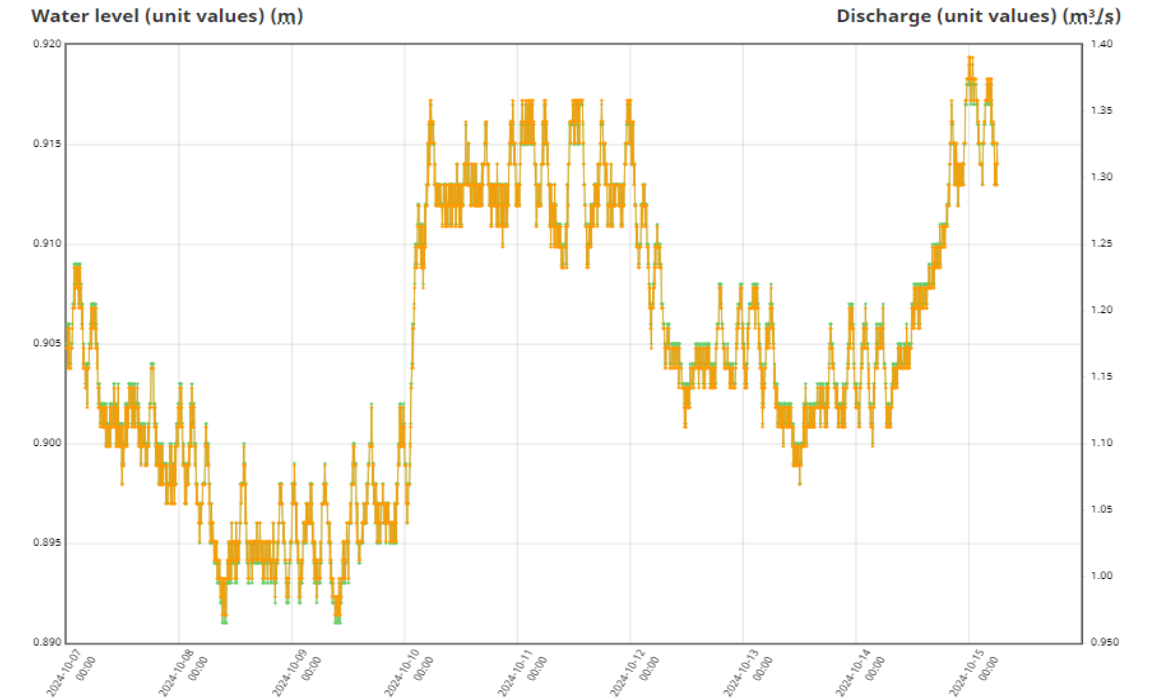


# Arrowsmith Reservoir Weekly Report - Oct. 7 to Oct. 13, 2024 - page 1

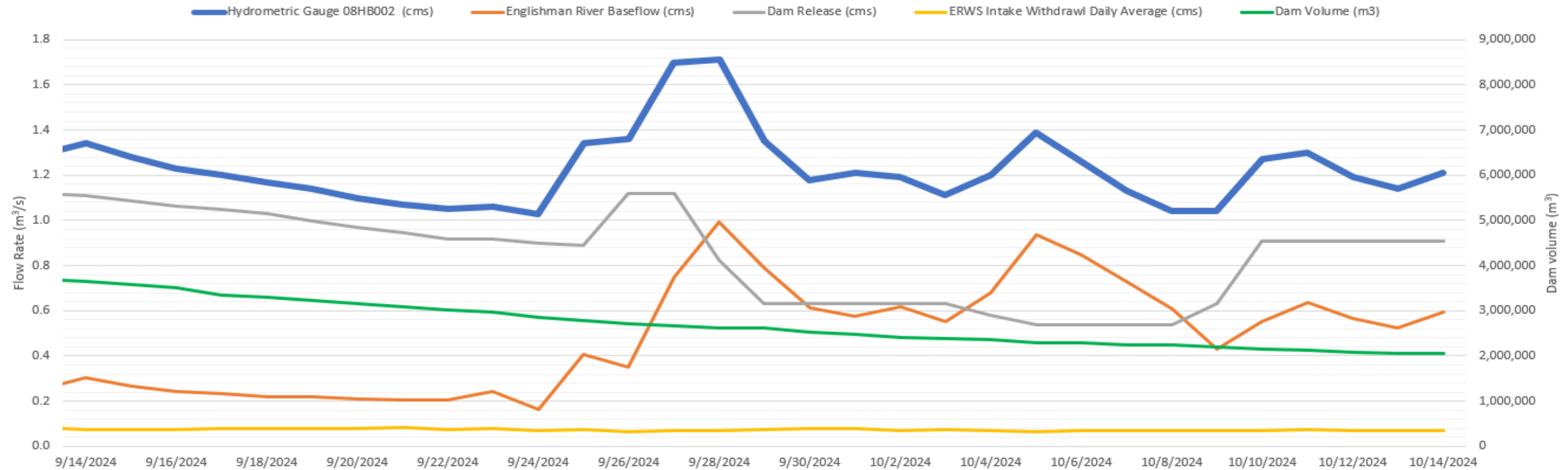
## REPORT SUMMARY

Arrowsmith Dam Reservoir Lake Level (Oct. 13):	Out of range	m
Arrowsmith Dam Reservoir Volume (estimate):	1,907,055	m <sup>3</sup>
Average Dam Release Rate (Oct. 7 - Oct. 13):	0.76	m <sup>3</sup> /s
Dam Total Released Volume (Oct. 7 - Oct. 13):	392,945	m <sup>3</sup>
Average Englishman River Baseflow (Oct. 7 - Oct. 13):	0.58	m <sup>3</sup> /s
Average Hydrometric Gauge 08HB002 Flow (Oct. 7 - Oct. 13):	1.16	m <sup>3</sup> /s
Average ERWS Intake Withdrawal Flow (Oct. 7 - Oct. 13):	0.07	m <sup>3</sup> /s
Snow Depth Telemetry 3B26P (Oct. 13):	0	cm
Total Rainfall at Public Works Yard (Oct. 7 - Oct. 13):	1.2	mm
Average Water Temperature Entering WTP (Oct. 7 - Oct. 13):	11.50	°C
<p>Comments:</p> <p>Order to reduce flows in Englishman River received July 16.</p> <p>Arrowsmith Dam lake level transducer is currently out of range.</p> <p>Due to transducer being out of range, the reservoir volume was calculated as follows: 2,300,000 (previous week estimated volume) - 392,945 (volume released from dam) = 1,907,055</p>		

## Hydrometric Gauge (08HB002)

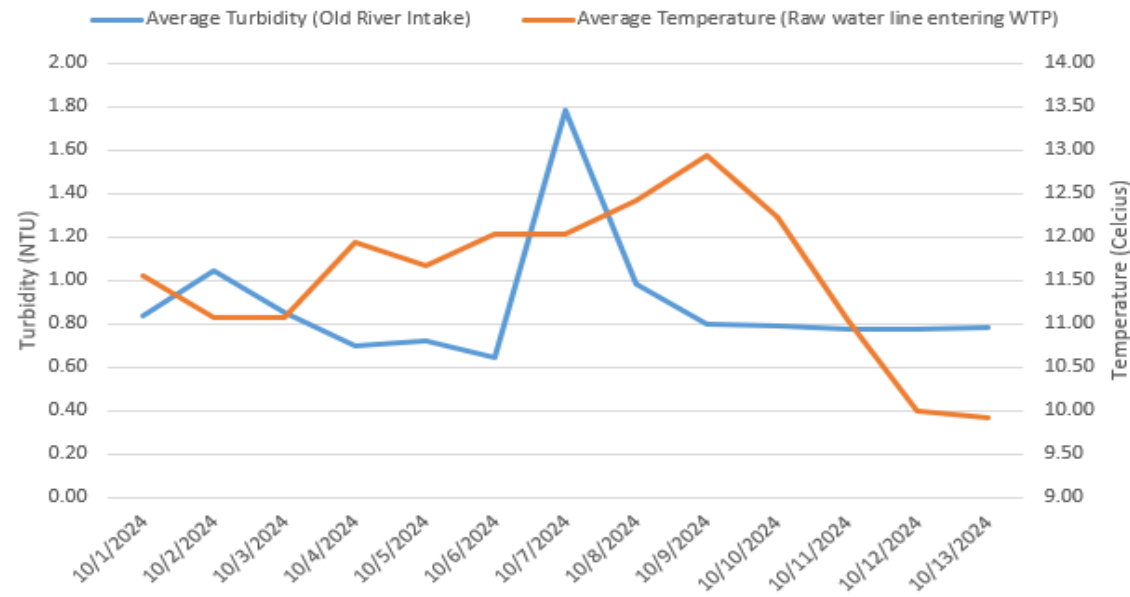


## Englishman River and ERWS Intake Flows & Arrowsmith Dam Flow and Volume

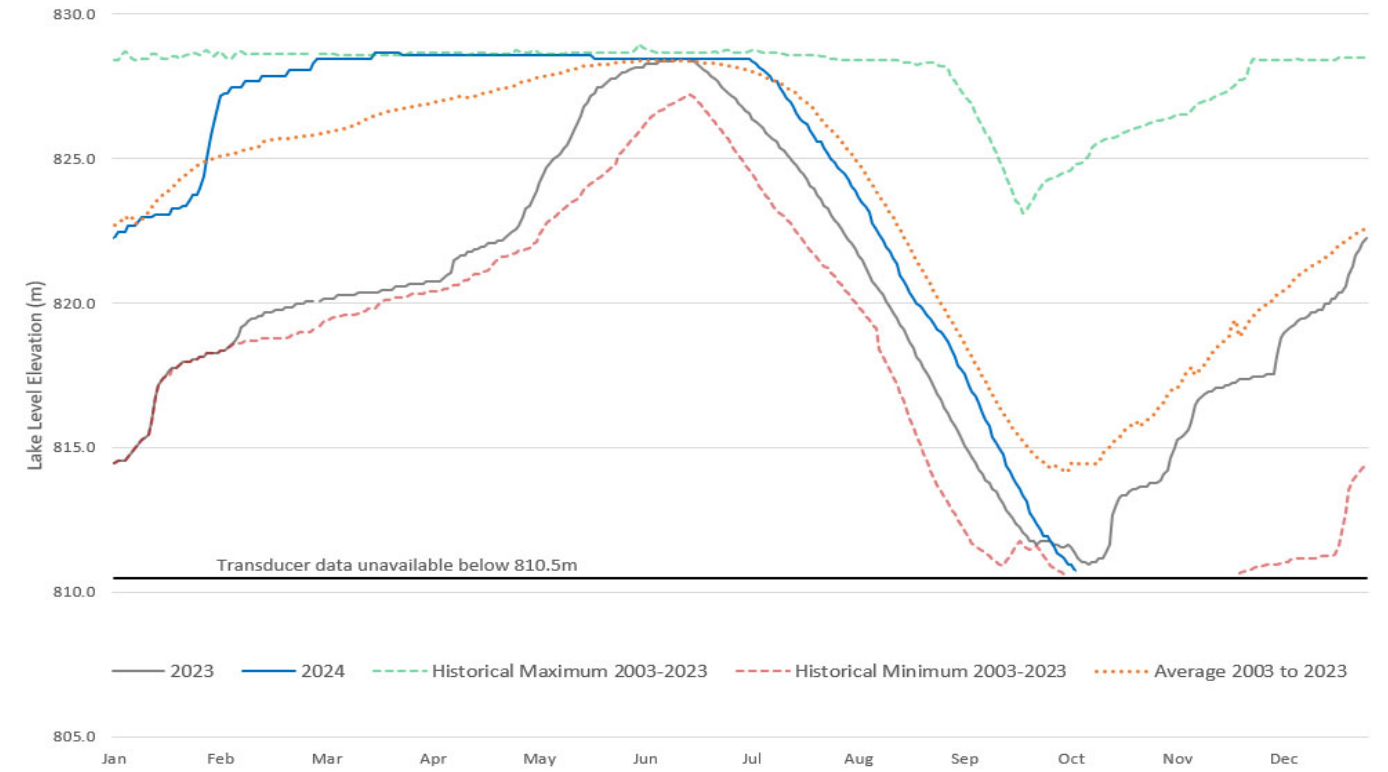


# Arrowsmith Reservoir Weekly Report - Oct. 7 to Oct. 13, 2024 - page 2

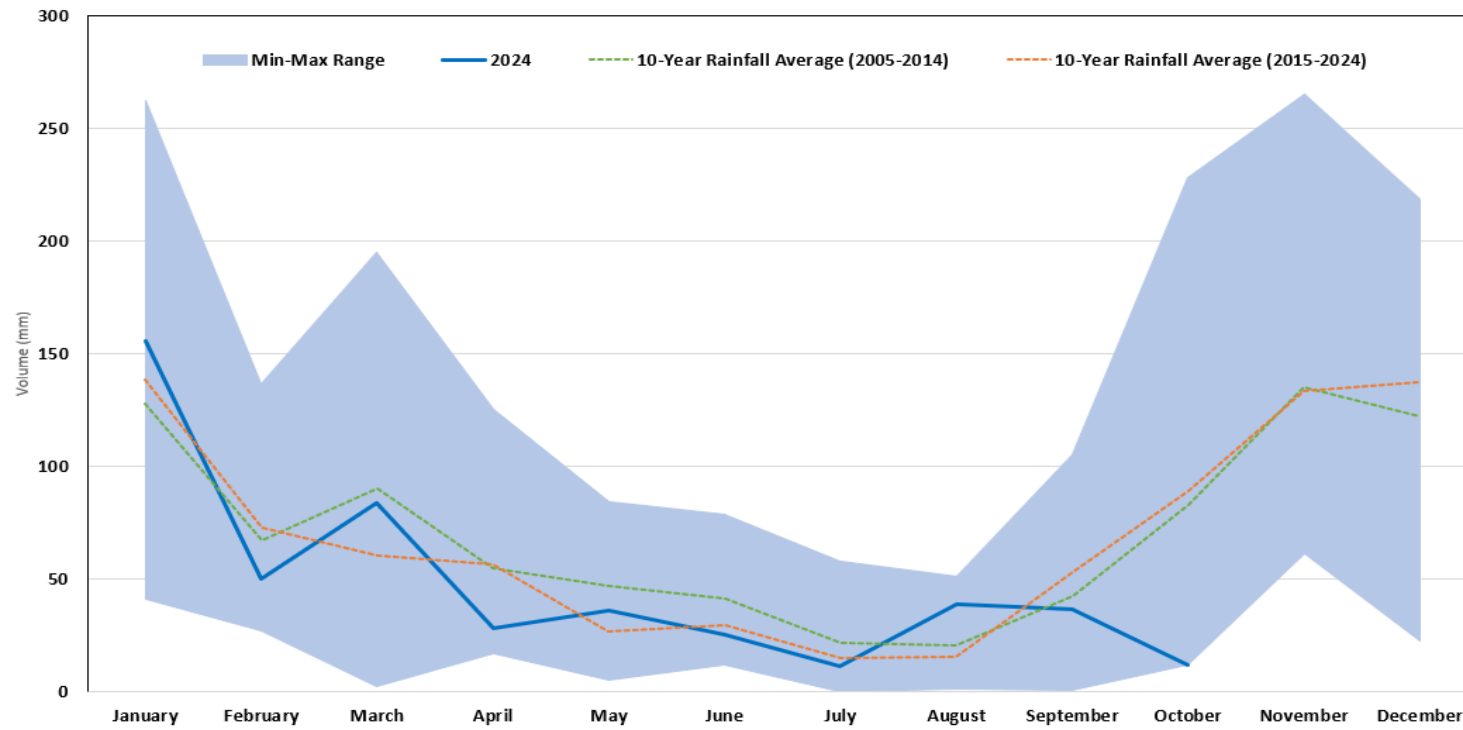
## Englishman River Turbidity and Temperature



## Arrowsmith Dam Lake Level



## Rainfall - Public Works Yard



## Weekly Forecast (Qualicum Airport)

Tue 15 Oct	Wed 16 Oct	Thu 17 Oct	Fri 18 Oct	Sat 19 Oct	Sun 20 Oct	Mon 21 Oct
 15°C 30% Chance of showers	 12°C Rain	 12°C A mix of sun and cloud	 10°C Rain	 11°C Rain	 12°C 60% Chance of showers	 12°C A mix of sun and cloud
 10°C Rain	 7°C Cloudy periods	 6°C Cloudy periods	 8°C Rain	 7°C Periods of rain	 5°C Cloudy periods	